

## FIGURES PROPOSAL PROPUESTA FIGURAS

Update the discipline to the current needs of roller skating, making it more colorful and entertaining and gain time in the development of competition.

Actualizar la modalidad adaptándola a las necesidades actuales del patinaje, haciendo más vistosa y entretenida la disciplina y ganando tiempo en el desarrollo de la competencia.

### **JUNIOR**

#### **Group 1**

**42-Forward Outside Counter combined with bracket and inside Counter** (3 circuits)

38-Forward outside paragraph Loop (2 circuits)

36- Forward outside paragraph Double Three (2 circuits)

#### **Group 2**

**43-Forward outside Rocker combined with outside Double Three** (3 circuits)

31-Backward outside change Loop (3 circuits)

40-Forward outside paragraph Bracket (2 circuits)

#### **Group 3**

**44-Forward inside Rocker combined with inside Double Three** (3 circuits)

38-Forward outside paragraph Loop (2 circuits)

40-Forward outside paragraph Bracket (2 circuits)

#### **Group 4**

**45-Backward Outside Counter combined with Bracket and inside Counter** (3 circuits)

31-Backward outside change Loop (3 circuits)

37-Back outside paragraph Double Three (2 circuits)



## **SENIOR**

### **Group 1**

**46-Forward outside Double Three combined with outside Rocker and backward Double Three paragraph** (2 circuits)

39-Back outside paragraph Loops (2 circuits)

**47-Forward outside Bracket combined with inside Counter and backward Bracket paragraph** (2 circuits)

### **Group 2**

**48-Backward Double Three combined with outside Rocker and forward Double Three paragraph** (2 circuits)

38-Forward outside paragraph Loop (2 circuits)

**49-Backward outside Bracket combined with inside Counter and forward Bracket paragraph** (2 circuits)

### **Group 3**

**50-Forward Double Three combined with outside Counter and backward Double Three paragraph** (2 circuits)

39-Back outside paragraph Loops (2 circuits)

**51-Forward outside Bracket combined with inside Rocker and backward Bracket paragraph** (2 circuits)

### **Group 4**

**52-Backward outside Double Three combined with outside Counter and forward Double Three paragraph** (2 circuits)

38-Forward outside paragraph Loop (2 circuits)

**53-Backward outside Bracket combined with inside Rocker and forward Bracket paragraph** (2 circuits)



Fig. N° 42 a/b- forward Outside Counter combined with Bracket and Inside Counter ( foot diagram r)

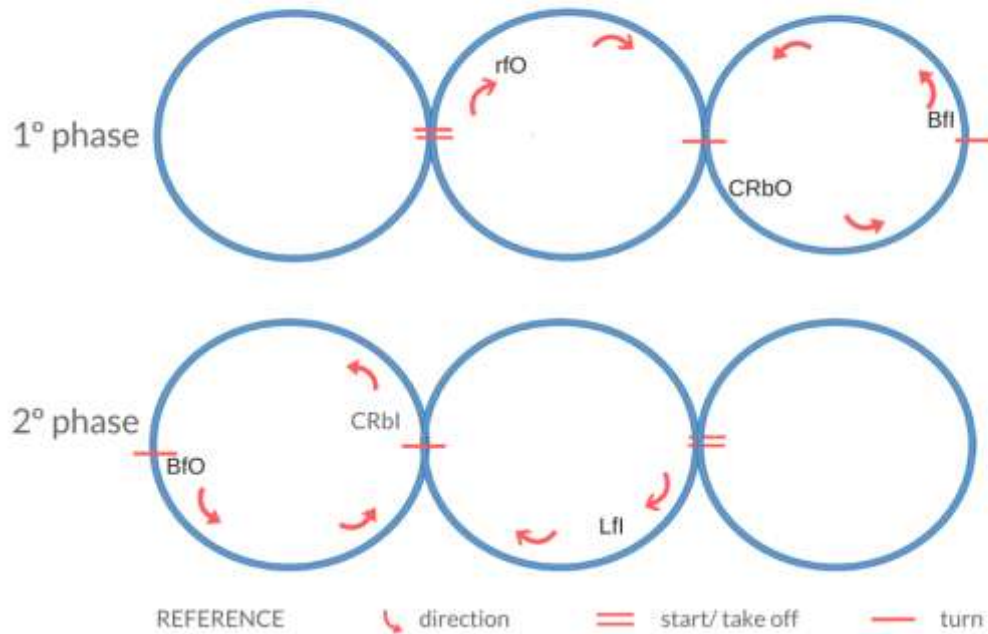


Fig. N° 43 a/b- forward Outside Rocker combined with Outside double Three ( foot diagram r)

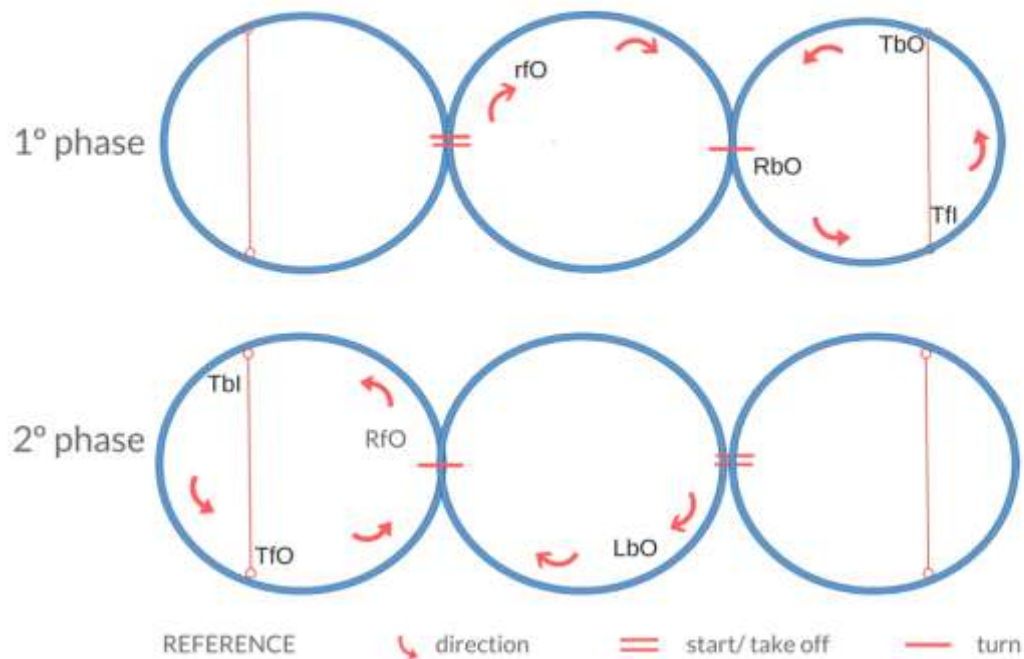


Fig. N° 44 a/b- forward Inside Rocker combined with Inside double Three ( foot diagram L)

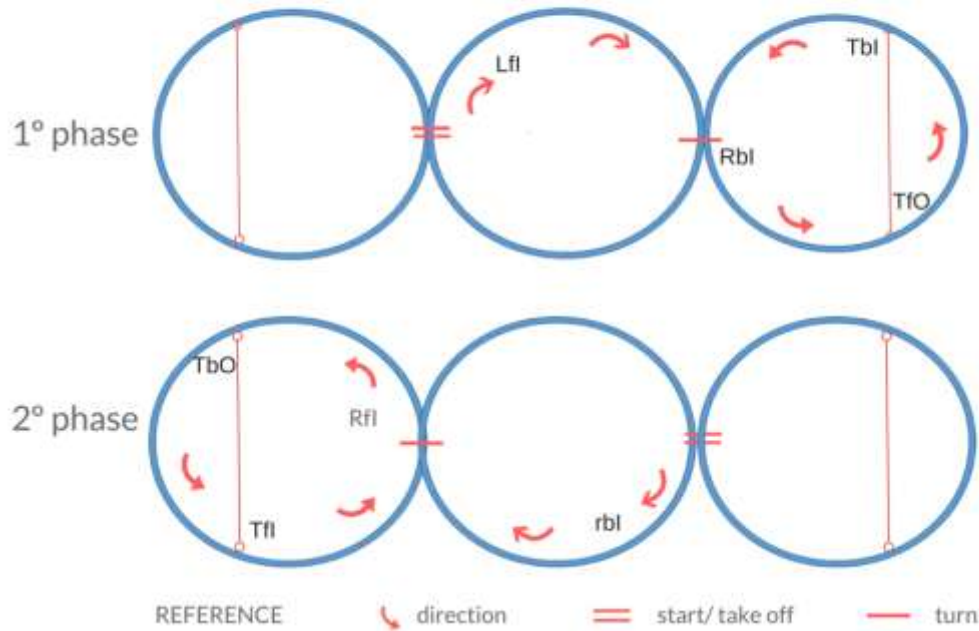


Fig. N° 45 a/b- backward Outside Counter combined with Bracket and Inside Counter ( foot diagram L)

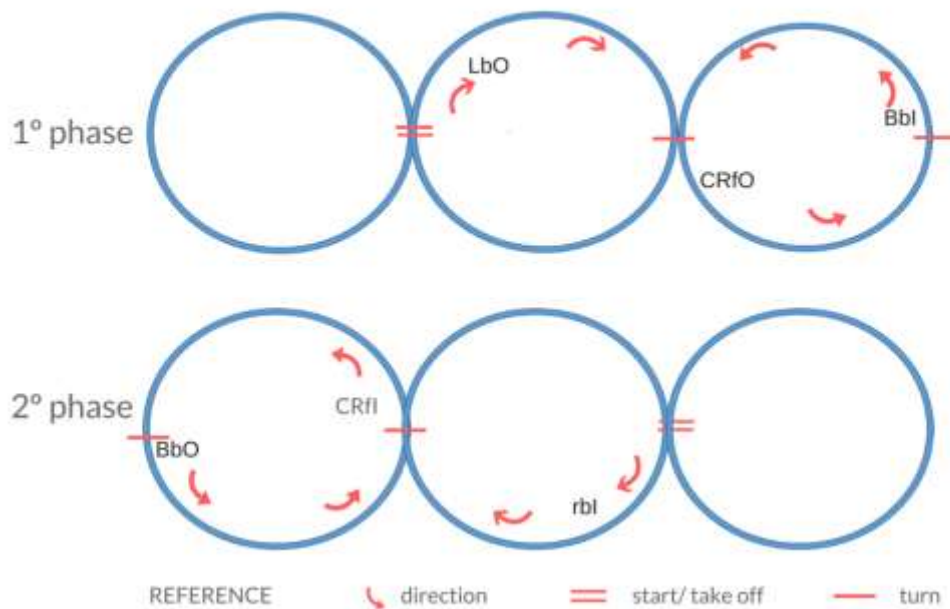


Fig. N° 46 a/b- forward Outside double Three combined with Outside Rocker and backward double Three paragraph ( foot diagram R)

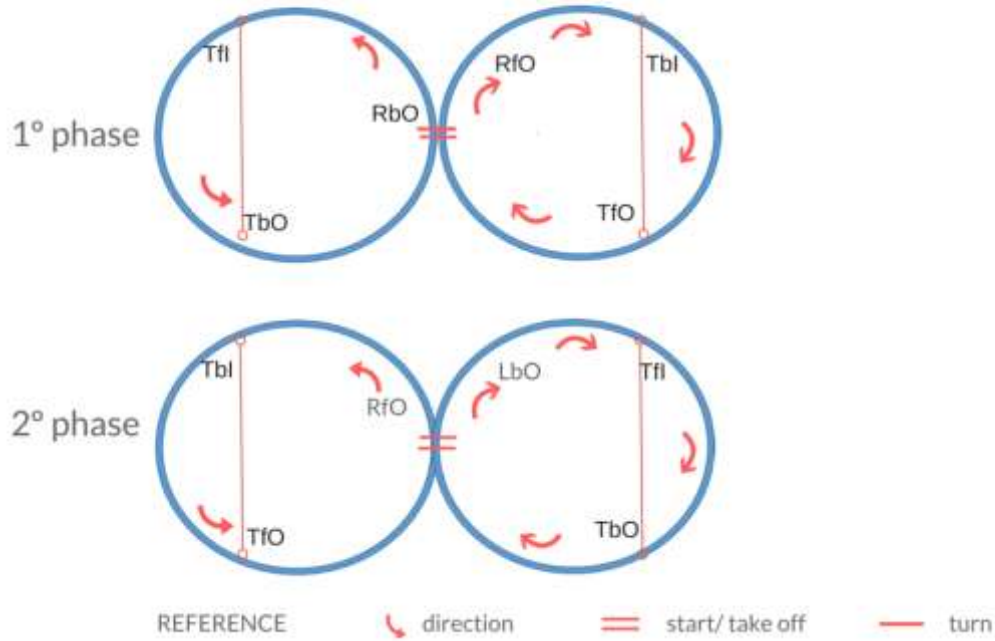


Fig. N° 47 a/b- forward Outside Bracket combined with Inside Counter and backward Bracket paragraph ( foot diagram R)

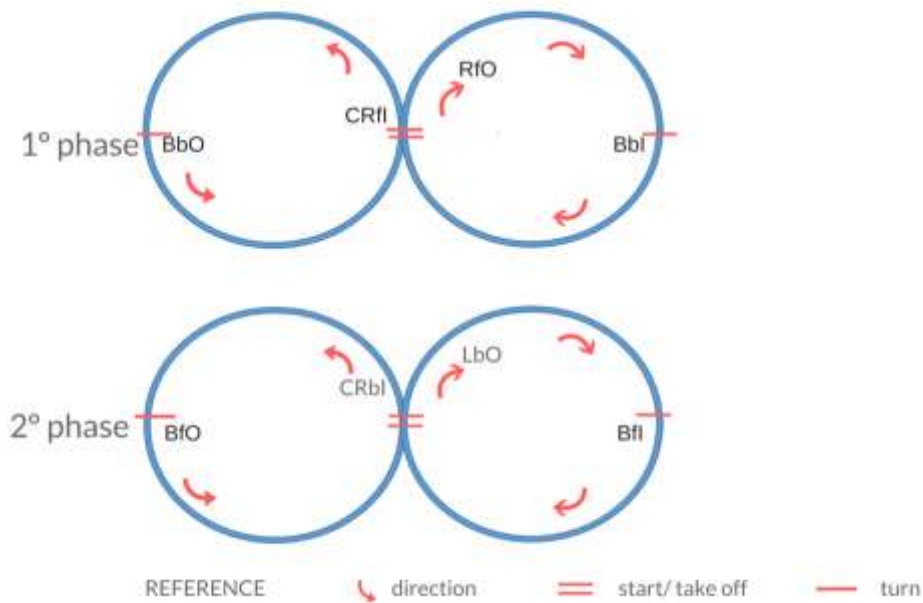


Fig. N° 48 a/b- backward Outside double Three combined with Outside Rocker and forward double Three paragraph ( foot diagram L)

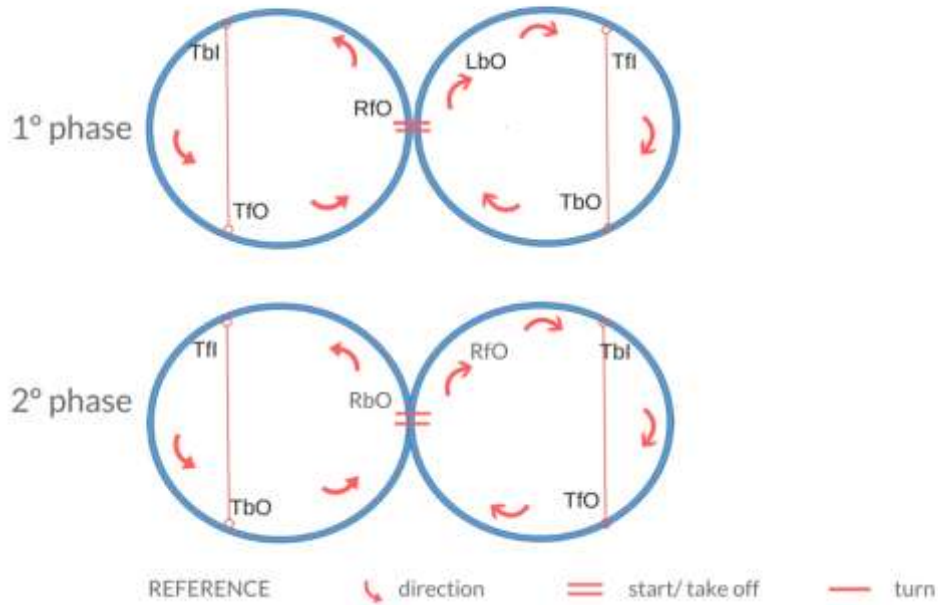


Fig. N° 49 a/b- backward Outside Bracket combined with Inside Counter and forward Bracket paragraph ( foot diagram L)

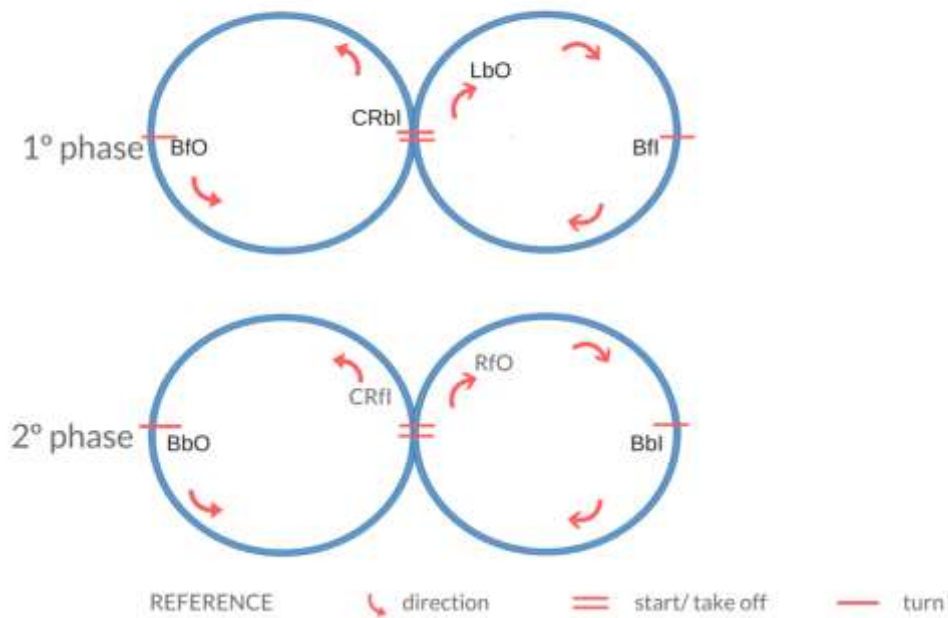




Fig. N° 50 a/b- forward Outside double Three combined with Outside Counter and backward double Three paragraph ( foot diagram R)

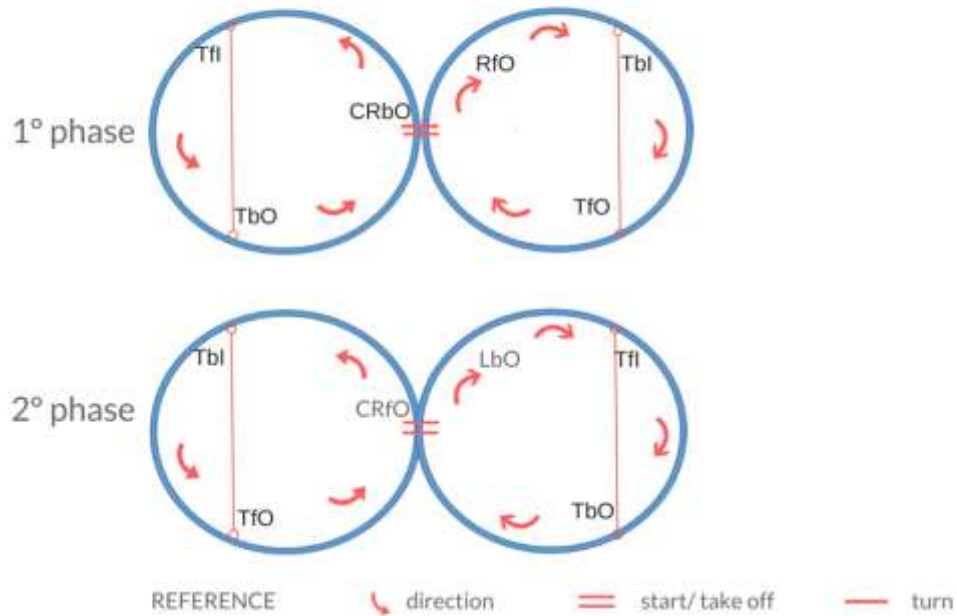


Fig. N° 51 a/b- forward Outside Bracket combined with Inside Rocker and backward Bracket paragraph ( foot diagram R)

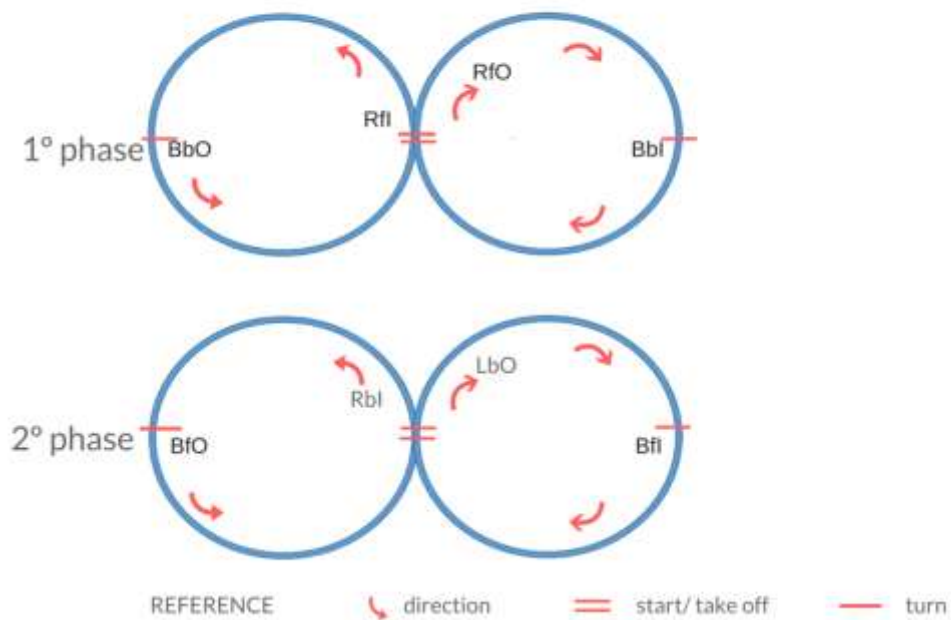


Fig. N° 52 a/b- backward Outside double Three combined with Outside Counter and forward double Three paragraph ( foot diagram L)

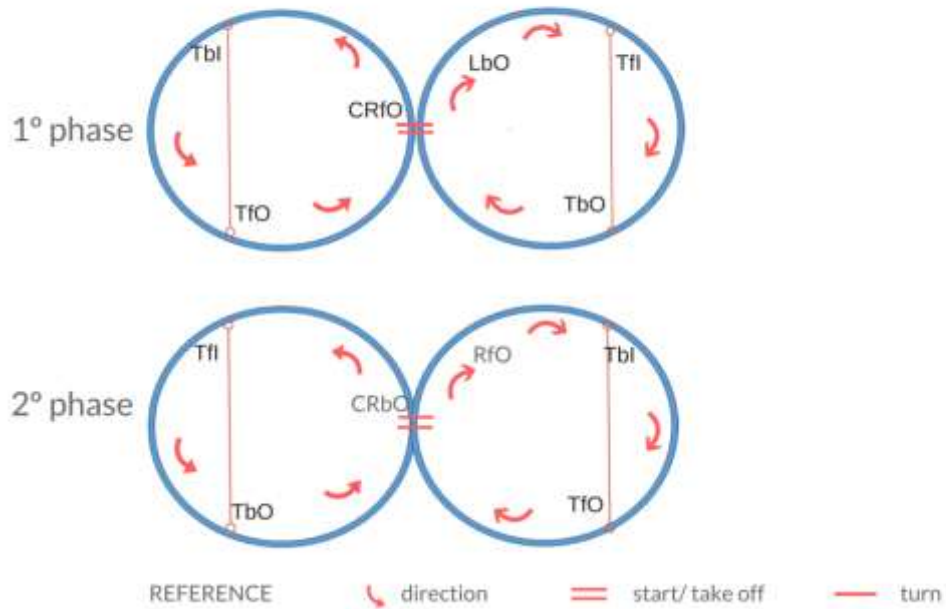


Fig. N° 53 a/b- backward Outside Bracket combined with Inside Rocker and forward Bracket paragraph ( foot diagram L)

